

Twitter FAQ

What is it?

Twitter is a service for friends, family, and co-workers to communicate and stay connected through the exchange of quick, frequent messages. People write short updates, often called "tweets" of 140 characters or fewer. These messages are posted to your profile or your blog, sent to your followers, and are searchable on Twitter search.

Do I need anything special to use it?

All you need to use Twitter is an internet connection or a mobile phone. Join us here! Once you're in, type your first update into the web box. To get an idea of what other people are saying or doing on Twitter, check out Twitter search to see what Twitter's all about. You can search by key word or just check out the trending topics to what's hot on Twitter right now.

How do I find my friends?

When you create an account, you can search for people by name or user name, import friends from other networks, or invite friends via email. If you don't want to do that, follow some of the people we've suggested. Once you've found your friends, follow them to start getting their updates.

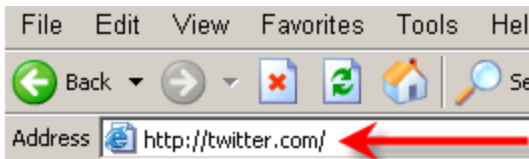
What does it mean to follow someone on Twitter?

Following someone simply means receiving their Twitter updates. When you follow someone, every time they post a new message, it will appear in your Twitter home page. New messages are added to your home page as people post them, so you always get the updates in real time. When you log in, you can see what the latest updates are. Twitter offers other ways to follow people too: you can get updates from certain people on your phone!

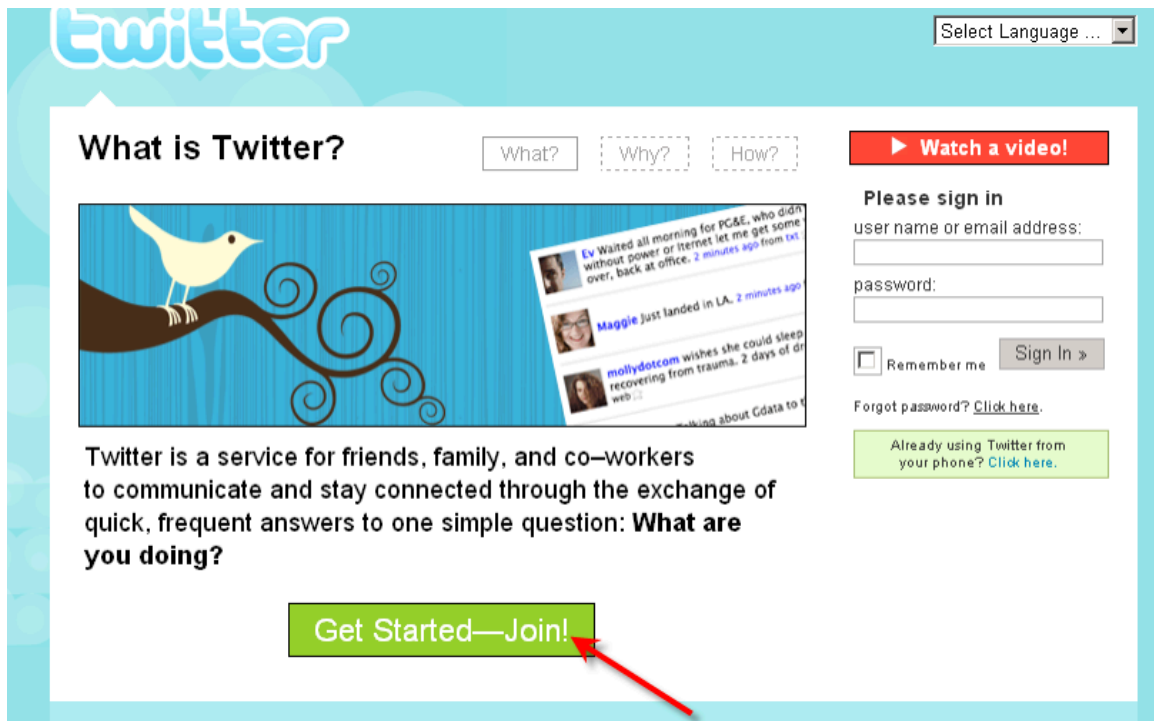
How do I follow the farm league?

If you do NOT have a Twitter account:

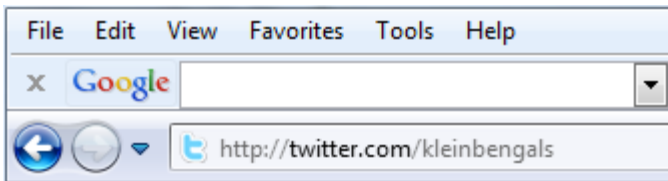
1. Open a web browser and go to the Twitter web site:



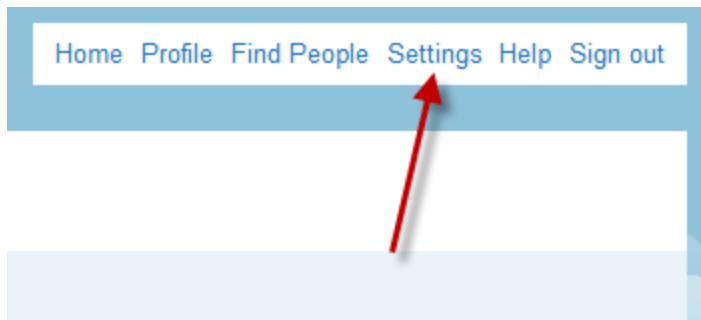
2. Create an account by clicking “Get Started – Join!”



3. After following the on screen instructions for creating your account, you can now follow The Farm League!
4. While still logged into your account, type <http://twitter.com/TheFarmLeague> in your address bar to go to the farm League Twitter home page.



5. Click "Follow" to begin following the The Farm League
6. Once you are following The Farm League, you may elect to receive updates on **your cell phone**. First, click on the word "Following" This is important because many of our tweets contain information you need immediately . Field status, weather, game information etc
7. Then, click 'Settings" Menu Link to setup your Device updates



8. Once you are under Settings, select the Mobile Menu Link. Ensure you phone number is correct and Device Updates is set to On. You can sleep the service if you wish as well during off hours. Once done hit the Save button. This step will enable your cell phone to receive updates when The Farm League tweet.

twitter

Home Profile Fi

efulford17's settings

Account Password **Mobile** Notices Profile Design

Text messaging

+1 7138516870 (US) Delete

Let others find me by my phone number

Send Tweets using text messages with this phone. Just send your tweets to 40404.

Twitter does not charge for this service. Standard message and data rates may apply.

Device updates:

On

Save

Sleep:

Turn off updates during these hours

midnight to midnight Save

9. Click 'Home' to return to your Twitter Home Page

Home Profile Find People Settings Help Sign out

How do I know my cell phone is setup properly?

1. Send 2 text messages to Twitter @ 40404 phone number. Go into your text messaging area of your phone
 - a. In the Text message area of your phone type:

- i. ON THE FARM LEAGUE
 - b. In Phone Number type:
 - i. 40404 <send>
 - ii. Wait for reply from 40404.
 - c. In the Text message area of your phone type:
 - i. GET THE FARM LEAGUE
 - d. In Phone Number type:
 - i. 40404 <send>
 - ii. Wait for reply from 40404
2. You should receive back the last message that The Farm League tweeted as well as a confirmation saying you are following The Farm League. At this point you should be good and active, receiving tweets anytime The Farm League send them.

How do I get additional support or have other questions about Twitter and troubleshooting my device or account?

1. Go to the Help menu link and research your issue in more detail.

